

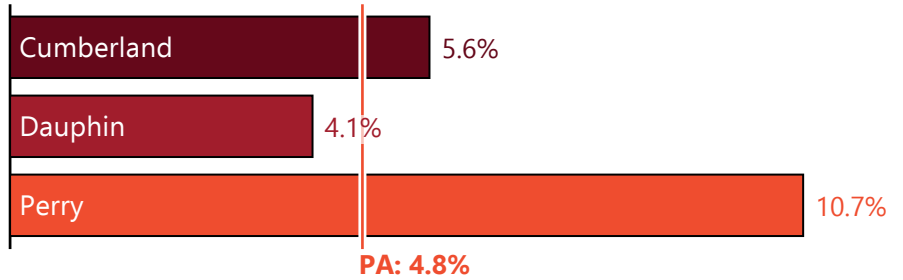


Life in the Capital Region Dashboard

EXECUTIVE SUMMARY: HEALTH

Perry County more than doubled the state rate of **children** with **no health insurance**.

Under Age 18 without Health Insurance Coverage as of 2017



In 2016, Capital Region residents had an average of **4 poor mental health days** reported in the past 30 days, consistent with the state average.

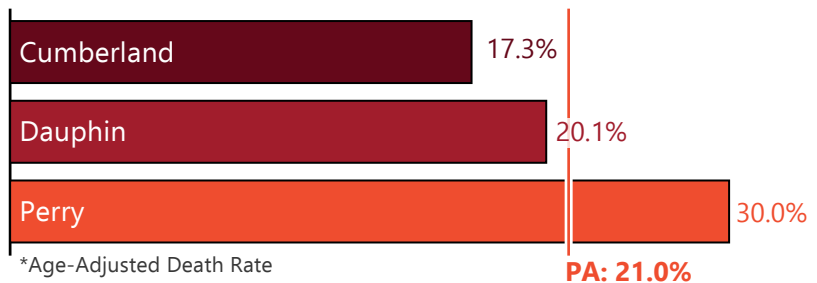
Percent Overweight and Obese, 2017

65% of all Capital Region residents were overweight or obese (BMI > 25)



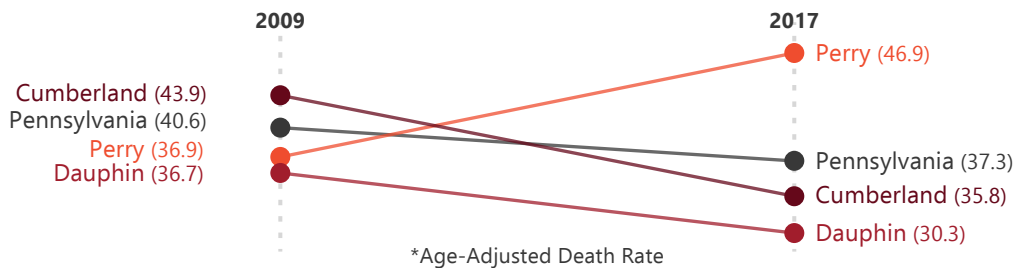
Perry County had a much **higher diabetes** death rate than the state.

Diabetes AADR* (per 100,000 residents), 2017



*Age-Adjusted Death Rate

Chronic Lower Respiratory Disease (CLRD) AADR* (per 100,000 residents), 2009 to 2017



*Age-Adjusted Death Rate

The **CLRD** death rate **decreased** in Cumberland and Dauphin Counties.

The Capital Region Dashboard is a web-based resource providing noteworthy trends on health and human service issues in Cumberland, Dauphin and Perry counties. For more detailed data definitions, visit the "Data Sources" tab of the Life in the Capital Region dashboard at www.lifeinthecapitalregion.com.

